



**Statement of Accounts**

Page 1 of 5

This Statement: June 30, 2020

Last Statement: May 29, 2020

Account

**DIRECT INQUIRIES TO:**

Customer Service 1 (800) 400-6080

0029789

4183-06-0000-CBT-PG0023-00001

VALLEY INSURANCE PROGRAM JPA  
ALLIANCE OF SCHOOLS FOR COOPERATIVE  
INSURANCE PROGRAMS, ADMIN  
16550 BLOOMFIELD AVE  
CERRITOS CA 90703-2115

Sacramento Main  
520 Capitol Mall Suite 100  
Sacramento, CA 95814-4714  
(916) 341-4800

Effective July 1, 2020, we are revising our funds availability policy. At least \$225 of every daily deposit of checks will be made available to you by the next business day after the date of deposit (increasing from \$200 in paragraph 6(a)(i)). Also, the large daily deposit level of checks that may trigger a delay on funds availability is increased to \$5,525 (increasing from \$5,000 in paragraph 6(a)(ii)(2)). In addition, for accounts of new customers, the first \$5,525 deposited in one day from cashier's, certified, teller's, traveler's, and government checks will generally be made available to you by the next business day after the date of deposit (increasing from \$5,000 in paragraph 6(b)).

We are revising our Deposit Account Agreement, a copy which can be obtained by visiting your local branch or found in the Agreement Center online at [www.calbanktrust.com](http://www.calbanktrust.com). Effective 08/19/2020, the Daily Overdraft Service Fee (Section 7(q)) will be replaced by a Continuing Overdraft Fee ("COF"). We will charge a COF of \$30 if your account remains overdrawn more than \$5.00 for 7 consecutive calendar days. The COF will be charged for up to three consecutive 7-calendar day periods that your account is overdrawn more than \$5.00. For additional details, please refer to [calbanktrust.com/overdrafts](http://calbanktrust.com/overdrafts) or visit your local branch.

Effective 08/19/2020, the fees in the schedule provided below will apply to all CB&T deposit accounts. These fees will replace those in effect when you opened your account or disclosed to you in prior notifications. If you have any questions, please contact your banker to discuss solutions that can minimize your fees.

**Overdraft Transactions**

Insufficient Funds - Paid and Returned Items -\$36/each

-Per check, ACH, or wire transaction posted against insufficient funds, whether the bank pays or returns the transaction.

-Per multiple-use debit card transaction paid against insufficient funds.

-Per non-debit card withdrawal transaction paid against insufficient funds.

A maximum of 10 fees will be charged per account per business day. Fees will be charged if the account is overdrawn \$5 or less after all transactions post following the close of business.

**SUMMARY OF ACCOUNT BALANCE**

<i>Account Type</i>	<i>Account Number</i>	<i>Checking/Savings Ending Balance</i>	<i>Outstanding Balances Owed</i>
PF Business Analyzed Account		\$281,672.97	

**PF BUSINESS ANALYZED ACCOUNT**

129 1

<i>Previous Balance</i>	<i>Deposits/Credits</i>	<i>Charges/Debits</i>	<i>Checks Processed</i>	<i>Ending Balance</i>
283,365.12	450.00	2,142.15	0.00	281,672.97



Fiscal Year 2020  
 Through Period 12

Run Time 21:07:14

Fund: 4810 Valley Insurance Program Jpa Subclass: 10000 General Subclass	Beginning Balance		Year-to-Date Transaction		Current Balances	
	Debit Accts	Credit Accts	Debits	Credits	Debits Accts	Credit Accts
0110 Cash In Treasury	1,768,486.77	0.00	38,786.61	0.00	1,807,273.38	0.00
0315 Interest Receivable	9,783.84	0.00	0.00	898.81	8,885.03	0.00
1435 Due To Other Governmental	0.00	2,089,308.04	0.00	0.00	0.00	2,089,308.04
1480 Fiduciary Closing	0.00	137,291.14	0.00	0.00	0.00	137,291.14
2230 Fund Balance - Unassigned	0.00	-448,328.57	0.00	0.00	0.00	-448,328.57
3380 Interest	0.00	0.00	0.00	37,887.80	0.00	37,887.80
SUB CLASS TOTAL	1,778,270.61	1,778,270.61	38,786.61	38,786.61	1,816,158.41	1,816,158.41

End of Report

Fiscal Year 2020  
 Through Period 12

Run Time 21:07:14

Fund: 4810 Valley Insurance Program Jpa Subclass: 42300 4810-Self Fnnd Wrkrs Comp Prog	Beginning Balance		Year-to-Date Transaction		Current Balances	
	Debit Accts	Credit Accts	Debits	Credits	Debits Accts	Credit Accts
0110 Cash In Treasury	4,460,833.23	0.00	0.00	52,710.77	4,408,122.46	0.00
0315 Interest Receivable	25,321.06	0.00	0.00	3,649.57	21,671.49	0.00
1435 Due To Other Governmental	0.00	7,382,040.11	0.00	0.00	0.00	7,382,040.11
1450 Deposits Held For Others-T	0.00	49,986.25	0.00	0.00	0.00	49,986.25
1480 Fiduciary Closing	0.00	355,647.45	0.00	0.00	0.00	355,647.45
2230 Fund Balance - Unassigned	0.00	-3,301,519.52	150,000.00	0.00	0.00	-3,451,519.52
3380 Interest	0.00	0.00	0.00	93,639.66	0.00	93,639.66
SUB CLASS TOTAL	4,486,154.29	4,486,154.29	150,000.00	150,000.00	4,429,793.95	4,429,793.95

End of Report

Report ID: GLSF9109  
Program: GLSF9109

PeopleSoft  
MONTHLY GENERAL LEDGER TRIAL BALANCE

Page No. 3  
Run Date 07/30/2020

Fiscal Year 2020  
Through Period 12

Run Time 21:07:14

Fund: 4810 Valley Insurance Program Jpa Subclass: 42300 4810-Self Fndd Wrkrs Comp Prog	Beginning Balance		Year-to-Date Transaction		Current Balances	
	Debit Accts	Credit Accts	Debits	Credits	Debits Accts	Credit Accts
GRAND TOTALS	6,264,424.90	6,264,424.90	188,786.61	188,786.61	6,245,952.36	6,245,952.36

End of Report

California State Treasurer  
**Fiona Ma, CPA**



July 14, 2020

Local Agency Investment Fund  
 P.O. Box 942809  
 Sacramento, CA 94209-0001  
 (916) 653-3001

[LAIF Home](#)  
[PMIA Average](#)  
[Monthly Yields](#)

VALLEY INSURANCE PROGRAM  
 JOINT POWERS AGENCY  
 CHIEF FINANCIAL OFFICER  
 16550 BLOOMFIELD AVENUE  
 CERRITOS, CA 90703

[Tran Type](#)  
[Definitions](#)

**Account Number:** 40-34-017

June 2020 Statement

**Account Summary**

Total Deposit:	0.00	Beginning Balance:	349,752.72
Total Withdrawal:	0.00	Ending Balance:	349,752.72



# PMIA/LAIF Performance Report as of 07/23/20



## PMIA Average Monthly Effective Yields<sup>(1)</sup>

Jun	1.217
May	1.363
Apr	1.648

## Quarterly Performance Quarter Ended 06/30/20

LAIF Apportionment Rate <sup>(2)</sup> :	1.36
LAIF Earnings Ratio <sup>(2)</sup> :	0.000037106682614
LAIF Fair Value Factor <sup>(1)</sup> :	1.004912795
PMIA Daily <sup>(1)</sup> :	1.08%
PMIA Quarter to Date <sup>(1)</sup> :	1.41%
PMIA Average Life <sup>(1)</sup> :	191

## Pooled Money Investment Account Monthly Portfolio Composition <sup>(1)</sup> 06/30/20 \$101.0 billion

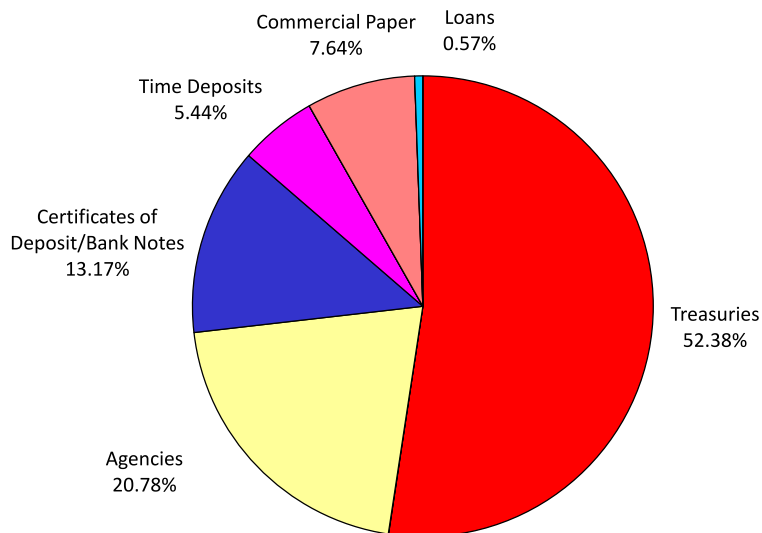


Chart does not include 0.02% of mortgages. Percentages may not total 100% due to rounding.

Daily rates are now available here. [View PMIA Daily Rates](#)

Notes: The apportionment rate includes interest earned on the CalPERS Supplemental Pension Payment pursuant to Government Code 20825 (c)(1) and interest earned on the Wildfire Fund loan pursuant to Public Utility Code 3288 (a).

Source:

<sup>(1)</sup> State of California, Office of the Treasurer

<sup>(2)</sup> State of California, Office of the Controller



## Account Statement - Transaction Summary

For the Month Ending **June 30, 2020**

### VALLEY INSURANCE PROGRAM - VALLEY INSURANCE PROGRAM (VIP) - 6006-000

CAMP Pool	
Opening Market Value	498,637.37
Purchases	224,997.90
Redemptions	(551,127.40)
Unsettled Trades	0.00
Change in Value	0.00

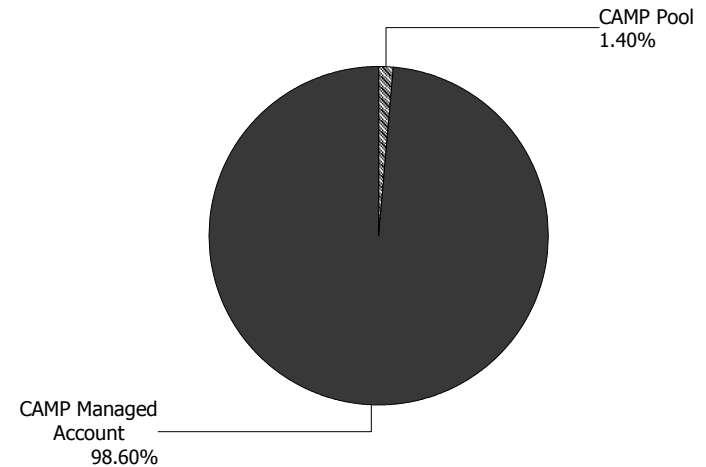
<b>Closing Market Value</b>	<b>\$172,507.87</b>
Cash Dividends and Income	206.56

CAMP Managed Account	
Opening Market Value	11,778,222.56
Purchases	550,911.77
Redemptions	(204,175.97)
Unsettled Trades	0.00
Change in Value	(7,788.08)

<b>Closing Market Value</b>	<b>\$12,117,170.28</b>
Cash Dividends and Income	20,550.61

Asset Summary		
	June 30, 2020	May 31, 2020
<b>CAMP Pool</b>	172,507.87	498,637.37
<b>CAMP Managed Account</b>	12,117,170.28	11,778,222.56
<b>Total</b>	<b>\$12,289,678.15</b>	<b>\$12,276,859.93</b>

### Asset Allocation





## Managed Account Summary Statement

For the Month Ending **June 30, 2020**

VALLEY INSURANCE PROGRAM - VALLEY INSURANCE PROGRAM (VIP) - 6006-000 - (12518954)

Transaction Summary - Money Market		Transaction Summary - Managed Account		Account Total	
<b>Opening Market Value</b>	<b>\$498,637.37</b>	<b>Opening Market Value</b>	<b>\$11,778,222.56</b>	<b>Opening Market Value</b>	<b>\$12,276,859.93</b>
Purchases	224,997.90	Maturities/Calls	(204,175.97)		
Redemptions	(551,127.40)	Principal Dispositions	0.00		
		Principal Acquisitions	550,911.77		
		Unsettled Trades	0.00		
		Change in Current Value	(7,788.08)		
<b>Closing Market Value</b>	<b>\$172,507.87</b>	<b>Closing Market Value</b>	<b>\$12,117,170.28</b>	<b>Closing Market Value</b>	<b>\$12,289,678.15</b>
Dividend	206.56				

Earnings Reconciliation (Cash Basis) - Managed Account		Cash Balance	
Interest/Dividends/Coupons Received	20,615.37	<b>Closing Cash Balance</b>	<b>\$0.00</b>
Less Purchased Interest Related to Interest/Coupons	(215.63)		
Plus Net Realized Gains/Losses	150.87		
<b>Total Cash Basis Earnings</b>	<b>\$20,550.61</b>		

Earnings Reconciliation (Accrual Basis)		Managed Account		Total		Cash Transactions Summary- Managed Account	
Ending Amortized Value of Securities	11,890,865.23	11,890,865.23	12,063,373.10	Maturities/Calls	181,635.00		
Ending Accrued Interest	48,104.43	48,104.43	48,104.43	Sale Proceeds	0.00		
Plus Proceeds from Sales	0.00	0.00	551,127.40	Coupon/Interest/Dividend Income	18,980.37		
Plus Proceeds of Maturities/Calls/Principal Payments	205,810.97	205,810.97	205,810.97	Principal Payments	24,175.97		
Plus Coupons/Dividends Received	18,980.37	18,980.37	18,980.37	Security Purchases	(551,127.40)		
Less Cost of New Purchases	(551,127.40)	(551,127.40)	(776,125.30)	Net Cash Contribution	326,336.06		
Less Beginning Amortized Value of Securities	(11,543,021.35)	(11,543,021.35)	(12,041,658.72)	Reconciling Transactions	0.00		
Less Beginning Accrued Interest	(51,428.51)	(51,428.51)	(51,428.51)				
Dividends	0.00	0.00	206.56				
<b>Total Accrual Basis Earnings</b>	<b>\$18,183.74</b>	<b>\$18,183.74</b>	<b>\$18,390.30</b>				





## Portfolio Summary and Statistics

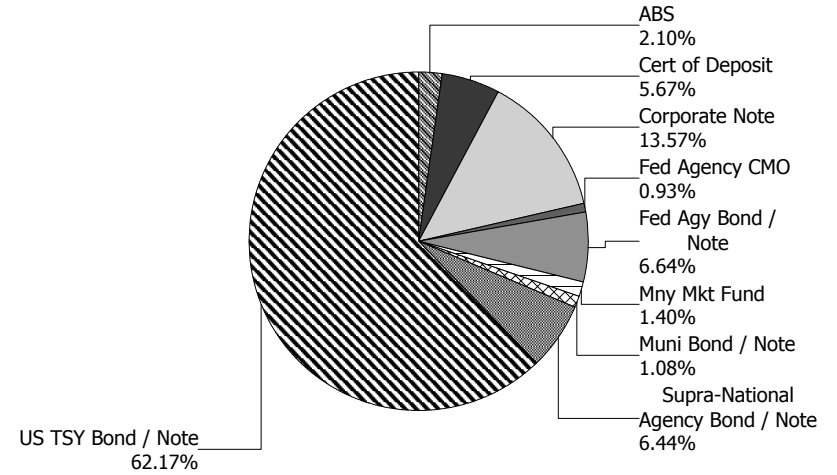
For the Month Ending **June 30, 2020**

VALLEY INSURANCE PROGRAM - VALLEY INSURANCE PROGRAM (VIP) - 6006-000 - (12518954)

### Account Summary

Description	Par Value	Market Value	Percent
U.S. Treasury Bond / Note	7,465,000.00	7,640,711.74	62.17
Supra-National Agency Bond / Note	785,000.00	791,724.92	6.44
Municipal Bond / Note	130,000.00	132,427.10	1.08
Federal Agency Collateralized Mortgage Obligation	111,301.22	113,999.27	0.93
Federal Agency Bond / Note	815,000.00	815,760.30	6.64
Corporate Note	1,645,000.00	1,667,100.41	13.57
Certificate of Deposit	685,000.00	696,940.44	5.67
Asset-Backed Security	255,041.18	258,506.10	2.10
<b>Managed Account Sub-Total</b>	<b>11,891,342.40</b>	<b>12,117,170.28</b>	<b>98.60%</b>
Accrued Interest		48,104.43	
<b>Total Portfolio</b>	<b>11,891,342.40</b>	<b>12,165,274.71</b>	
CAMP Pool	172,507.87	172,507.87	1.40
<b>Total Investments</b>	<b>12,063,850.27</b>	<b>12,337,782.58</b>	<b>100.00%</b>

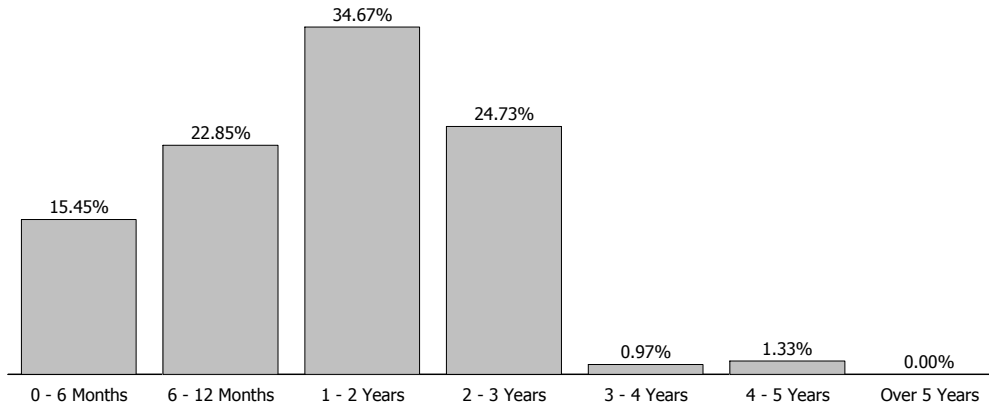
### Sector Allocation



### Unsettled Trades

0.00 0.00

### Maturity Distribution



### Characteristics

Yield to Maturity at Cost	1.86%
Yield to Maturity at Market	0.32%
Weighted Average Days to Maturity	541



## Managed Account Issuer Summary

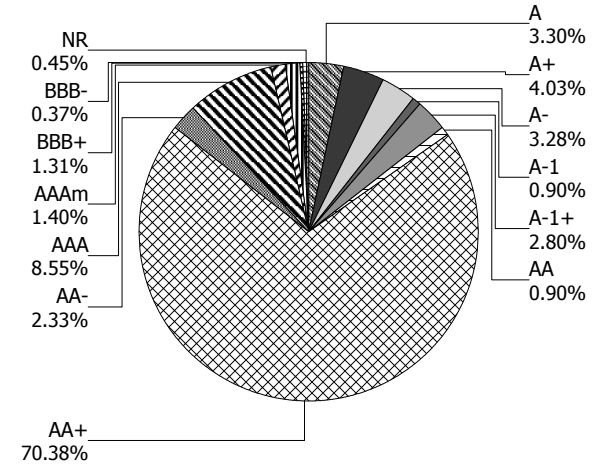
For the Month Ending **June 30, 2020**

VALLEY INSURANCE PROGRAM - VALLEY INSURANCE PROGRAM (VIP) - 6006-000 - (12518954)

### Issuer Summary

Issuer	Market Value of Holdings	Percent
3M COMPANY	31,129.86	0.25
ALLY AUTO RECEIVABLES TRUST	24,617.17	0.20
AMAZON.COM INC	54,964.69	0.45
AMERICAN HONDA FINANCE	50,036.55	0.41
APPLE INC	77,406.38	0.63
BANK OF AMERICA CO	120,483.48	0.98
BOEING COMPANY	45,476.58	0.37
CALIFORNIA ST	132,427.10	1.08
CAMP Pool	172,507.87	1.40
CAPITAL ONE FINANCIAL CORP	118,122.25	0.96
CATERPILLAR INC	80,205.84	0.65
CHARLES SCHWAB	71,568.00	0.58
CITIGROUP INC	100,625.00	0.82
DEERE & COMPANY	36,443.86	0.30
ELI LILLY & CO	67,275.98	0.55
FANNIE MAE	408,956.37	3.32
FREDDIE MAC	520,803.20	4.23
HERSHEY COMPANY	51,218.90	0.42
HONEYWELL INTERNATIONAL	15,521.01	0.13
HYUNDAI AUTO RECEIVABLES	23,882.01	0.19
INTER-AMERICAN DEVELOPMENT BANK	363,506.99	2.96
INTERNATIONAL FINANCE CORPORATION	197,698.50	1.61
INTL BANK OF RECONSTRUCTION AND DEV	230,519.43	1.88
JP MORGAN CHASE & CO	91,222.02	0.74
MORGAN STANLEY	60,977.52	0.50
NATIONAL RURAL UTILITIES CO FINANCE CORP	45,729.86	0.37
NISSAN AUTO RECEIVABLES	45,025.69	0.37
NORDEA BANK AB	123,644.28	1.01
PACCAR FINANCIAL CORP	70,805.97	0.58
PEPSICO INC	70,779.22	0.58
ROYAL BANK OF CANADA	133,629.47	1.09
SKANDINAVISKA ENSKILDA BANKEN AB	118,517.05	0.96

### Credit Quality (S&P Ratings)





## Managed Account Issuer Summary

For the Month Ending **June 30, 2020**

VALLEY INSURANCE PROGRAM - VALLEY INSURANCE PROGRAM (VIP) - 6006-000 - (12518954)

<b>Issuer</b>	<b>Market Value of Holdings</b>	<b>Percent</b>
STATE STREET CORPORATION	105,322.35	0.86
SWEDBANK AB	110,769.12	0.90
TOYOTA MOTOR CORP	82,467.53	0.67
TRUIST FIN CORP	55,465.58	0.45
UNILEVER PLC	101,741.90	0.83
UNITED PARCEL SERVICE INC	86,084.09	0.70
UNITED STATES TREASURY	7,640,711.74	62.16
VISA INC	30,171.33	0.25
WAL-MART STORES INC	110,835.89	0.90
WESTPAC BANKING CORP	210,380.52	1.71
<b>Total</b>	<b>\$12,289,678.15</b>	<b>100.00%</b>